



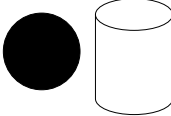
Table Base Price List


Gilmore

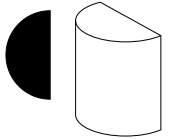
Redefining OEM.

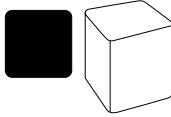
321 Terminal Street, SW
Grand Rapids, Michigan 49548
616-475-5100 voice
616-475-5020 fax

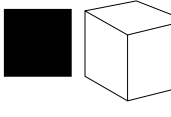
Veneer and Laminate Bases

Cylinder Base	Size (Diameter)	Actual Diameter	Veneer	Laminate	3/4" Plinth Black Laminate
	5"	5"	\$75	N/A	N/A
	10"	10 3/32"	\$98	N/A	N/A
	12"	12 5/8"	\$108	\$146	\$23
	15"	14 5/8"	\$115	\$152	\$25
	16"	16 9/16"	\$122	\$154	\$26
	18"	18 1/8"	\$135	\$156	\$28
	20"	20"	\$145	\$162	\$30
	24"	23 5/8"	\$154	\$168	\$33
	30"	30 11/16"	\$223	\$224	\$35
	36"	36 11/16"	\$275	\$286	\$39
	42"	42"	\$360	\$345	\$45

Tapered Cylinder Base	Size (Diameter)	Veneer	Laminate	3/4" Plinth Black Laminate
	20"/16"	\$490	N/A	\$28
	24"/20"	\$550	N/A	\$33
	30"/26"	\$625	N/A	\$35

1/2 Cylinder Base	Size (Diameter)	Actual Diameter	Veneer	Laminate	3/4" Plinth Black Laminate
	12"	12 5/8"	\$156	\$177	\$22
	15"	14 5/8"	\$160	\$179	\$23
	16"	16 9/16"	\$162	\$181	\$24
	18"	18 1/8"	\$168	\$183	\$26
	20"	20"	\$175	\$188	\$27
	24"	23 5/8"	\$183	\$192	\$29
	30"	30 11/16"	\$236	\$222	\$32
	36"	36 11/16"	\$325	\$284	\$36
42"	42"	\$380	\$365	\$42	

3" Radius Corner Base	Size (RC Cube)	Veneer	Laminate	3/4" Plinth Black Laminate
	12"	\$189	\$202	\$25
	18"	\$211	\$214	\$28
	20"	\$231	\$229	\$29
	24"	\$233	\$249	\$31
	30"	\$300	\$311	\$35
	36"	\$340	\$365	\$38

Square Corner Base	Size (Square)	Veneer	Laminate	3/4" Plinth Black Laminate
	12"	\$180	\$199	\$25
	18"	\$206	\$210	\$28
	20"	\$226	\$224	\$29
	24"	\$235	\$248	\$31
	30"	\$291	\$302	\$35
	36"	\$335	\$350	\$38

Veneer & Laminate Base Specifications

- Bases are available in any veneer species; standard priced veneers are plain sliced red or white oak, cherry, maple, mahogany and walnut. Rifts, ribbon strip, and quartersawn are 12% upcharge.
- All bases come pre-sanded to 150 grit and are ready for finish.
- Top and Bottom are enclosed with 3/4" moisture resistant board, the top having a 9 1/2" diameter or larger hole t.
- The (2) Ply 1/16" thick veneer faces are composed of equal width book and balanced sections except maple, which is a slip matched veneer.
- All bases have a standard overall height of 27 3/4" including levelers.

Veneer & Laminate Base Options

- Pre-bored and countersunk metal mounting plates are \$12.00 per set of four (4) including screws.
- Fifty (50) pound ballast bags are \$10.00 each.
- Ten (10) inch square side hinged electrical access door with touch latch located four (10) inches up from base bottom are \$100.00. Not available on tapered cylinder bases.
- 1/8" reveal at bottom of base is \$20.00.
- Mouse hole wire chase at top of base, 2" x 3" is \$15.
- Custom finishing and laminates are available, please contact Gilmore for pricing.
- Discounts are available for quantity orders — please contact Gilmore for discount structure.

